

Switches and Sensors, Inc.



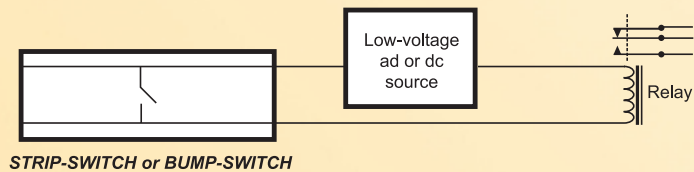
Pressure Contact Switches

Wiring Options for Strip-Switch and Bump-Switch Products

Strip-Switches and Bump-Switches are available with either 2 or 4-wire electrical connections. The 2-wire style is standard and suitable for most applications. The 4-wire style is optional, and used where circuit monitoring is appropriate.

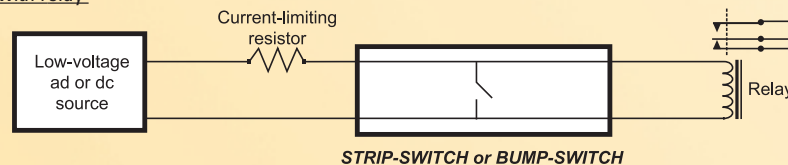
In many cases, the switch can be connected directly in series with the load. If the current or voltage of the load exceeds the switch specifications, the load should be isolated. This can be accomplished with either the 2-wire or 4-wire configuration. Typical circuits arrangements are shown below.

2-wire isolated circuit



This is the most common method of wiring. When the switch is closed, the relay is energized.

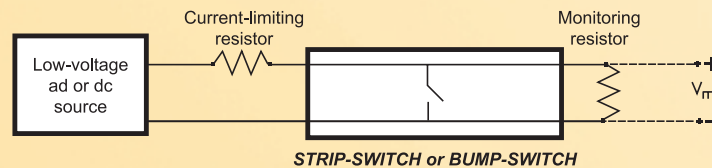
4-wire isolated and monitored circuit with relay



In the configuration shown, the relay coil is normally energized. If any of the following conditions occur, the relay coil will de-energize.

1. Switch closure (shorts relay coil)
2. Any open in the circuit (interrupts current to relay coil)
3. Any short in the circuit (shorts relay coil)

4-wire isolated and monitored circuit with resistor



In this configuration, a set current normally flows through the resistor, generating a voltage (V_m) which is monitored by a voltage-sensing device. If any of the following conditions occur, the voltage across the resistor will drop to zero and activate the sensing device.

1. Switch closure (no voltage across resistor)
2. Any open in the circuit (no current flow to resistor)
3. Any short in the circuit (no voltage across resistor)

Switches and Sensors, Inc.

3661K Horseblock Road, Medford NY 11763

Web: www.switchesandsensors.com

Email: sales@switchesandsensors.com

Tel: (631) 924-2167 • Fax: (631) 924-2863